

MODEL MW/MG/MT900

DESCRIPTION

The Models MW900, MG900 and MT900 are manufactured to comply with the applicable provisions of the American Water Works Association Standard No. C704-02 for propeller type flowmeters. The 900 series is manufactured in three different end connections. The MW900 with beveled ends; the MG900 with grooved ends; and the MT900 in line sizes 2 through 6-inch NPT threaded ends. The meter flow tubes are coated with fusion-bonded epoxy for maximum corrosion protection and integral flow straightening vanes reduce upstream flow turbulence. As with all McCrometer propeller flowmeters, standard features include a magnetically coupled drive, instantaneous flowrate indicator and straight-reading, six-digit totalizer.

Impellers are manufactured of high-impact plastic, capable of retaining their shape and accuracy over the life of the meter. Each impeller is individually calibrated at the factory to accommodate the use of any standard McCrometer register. The 900 series can be field-serviced without the

need for factory recalibration. Factory lubricated, stainless steel bearings are used to support the impeller shaft. The sealed bearing design limits the entry of materials and fluids into the bearing chamber providing maximum bearing protection.

The instantaneous flowrate indicator is standard and available in gallons per minute, cubic feet per second, liters per second and other units. The register is driven by a flexible steel cable encased within a protective vinyl liner. The register housing protects both the register and cable drive system from moisture while allowing clear reading of the flowrate indicator and totalizer.

INSTALLATION

Standard installation is horizontal mount. If the meter is to be mounted in the vertical position, please advise the factory. A straight run of full pipe the length of five diameters ahead and one diameter behind the meter is the minimum normally recommended.



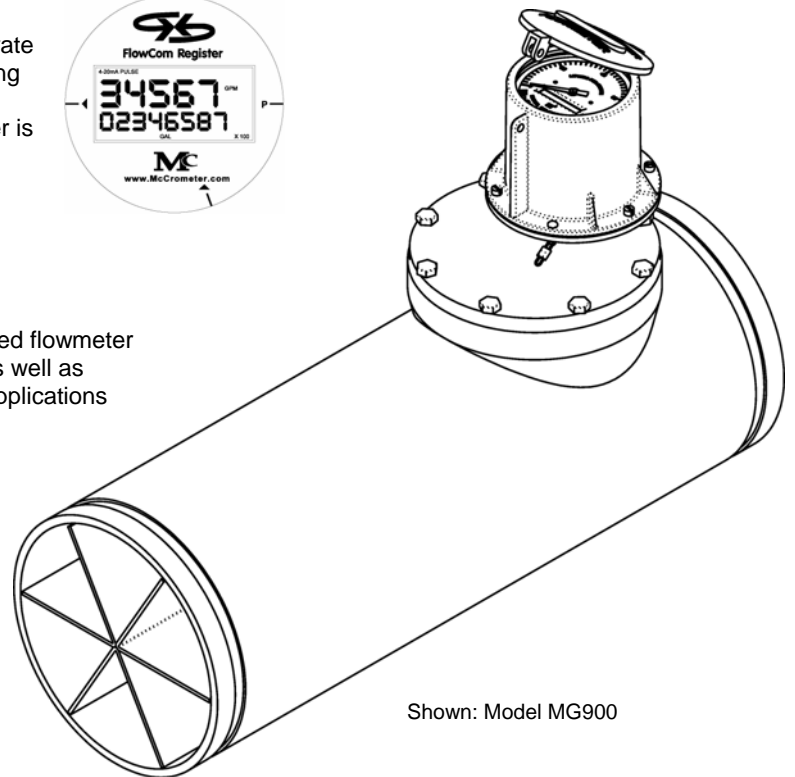
The McCrometer Propeller flowmeter comes with a standard instantaneous flowrate indicator and straight-reading totalizer. An optional FlowCom register is also available. Typical face plates.



APPLICATIONS

The McCrometer propeller meter is the most widely used flowmeter for municipal and wastewater treatment applications as well as agricultural and turf irrigation measurement. Typical applications include:

- Water and wastewater management
- Center pivot systems
- Sprinkler irrigation systems
- Drip irrigation systems
- Golf course and park water management
- Gravity turnouts from underground pipelines
- Commercial nurseries



MAIN LINE FLOWMETER MODELS MW/MG/MT900

SPECIFICATIONS

PERFORMANCE

ACCURACY/REPEATABILITY: ±2% of reading guaranteed throughout range. ±1% over reduced range. Repeatability 0.25% or better.

RANGE: See dimensions chart below.

HEAD LOSS: See dimensions chart below.

MAXIMUM TEMPERATURE: (Standard Construction) 160°F constant

PRESSURE RATING: 150 psi

MATERIALS

BEARING ASSEMBLY: Impeller shaft is 316 stainless steel. Ball bearings are 440C stainless steel.

MAGNETS: (Permanent type) Cast or sintered Alnico

BEARING HOUSING: Brass; Stainless Steel optional

REGISTER: An instantaneous flowrate indicator and six-digit straight-reading totalizer are standard. The register is hermetically sealed within a die cast aluminum case. This protective housing includes a domed acrylic lens and hinged lens cover with locking hasp.

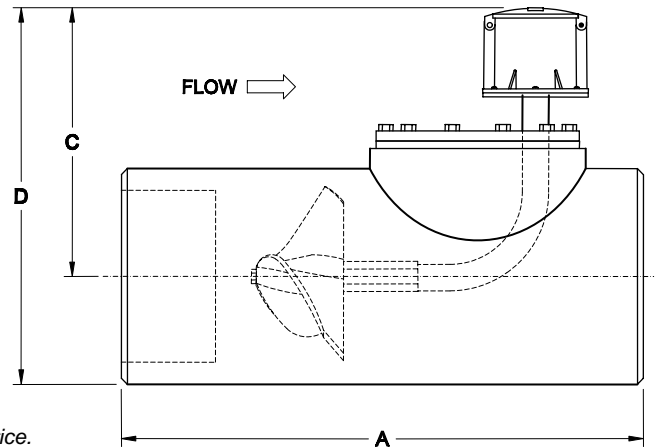
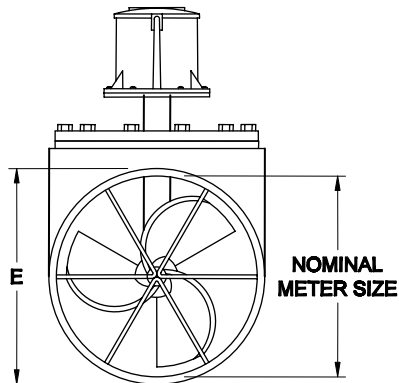
IMPELLER: Impellers are manufactured of high-impact plastic, retaining their shape and accuracy over the life of the meter. High temperature impeller is optional.

COATING: Fusion-bonded epoxy

BODY: Epoxy-coated carbon steel pipe conforming to A.S.A. pipe schedules.

OPTIONS

- Register extensions available
- All stainless steel construction
- High temperature construction
- "Over Run" bearing assembly for higher-than-normal flowrates (available only on 4" and larger)
- Electronic propeller meter available in all sizes of this model
- A complete line of flow recording/control instrumentation
- Certified calibration test results
- Stainless steel bearing housing



McCrometer reserves the right to change design or specifications without notice.

Meter and Nominal Pipe Size	DIMENSIONS												
	2	2 1/2	3	4	6	8	10	12	14	16	18	20	24
Maximum Flow U.S. GPM	250	250	250	600	1200	1500	1800	2500	3000	4000	5000	6000	8500
Minimum Flow U.S. GPM	40	40	40	50	90	100	125	150	250	275	400	475	700
Approx. Head Loss in Inches at Max. Flow	29.50	29.50	29.50	23.00	17.00	6.75	3.75	2.75	2.00	1.75	1.50	1.25	1.00
Approx. Shipping Weight-lbs.	* SEE SPECIAL NOTE BELOW		25	45	80	110	190	232	259	300	596	680	885
A (inches)			16.00	20.00	22.00	24.00	26.00	28.00	42.00	48.00	54.00	60.00	60.00
B (inches)			5.25	5.25	6.25	6.25	8.25	10.00	13.00	13.00	14.00	16.00	18.00
C (inches)			8.75	10.75	10.75	11.75	13.75	14.75	14.75	16.75	16.75	18.75	20.75
D (inches)			10.50	13.00	14.06	16.06	19.12	21.12	21.75	24.75	25.75	28.75	32.75
E (inches)	3.50	4.50	6.62	8.62	10.75	12.75	14.00	16.00	18.00	20.00	24.00		
No. of Topplate Bolts	6	6	6	8	8	12	12	12	12	16	16	16	

*SPECIAL NOTE: Reducing fittings (female threaded), are included to adapt the 3-inch model to 2" and 2 1/2" line sizes.

Larger flowmeters on special order.

MT900 available in sizes 2" through 6" only.

FOR MORE INFORMATION CONTACT: